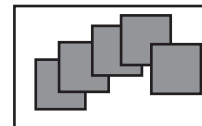
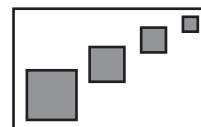


Overlapping, size variation and loss of color intensity are visual strategies to achieve the sense of depth in a drawing or artwork. You need to try these resources out, each of them in a different drawing. Use any technique you want.

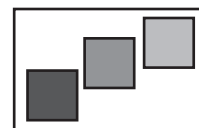
OVERLAPPING



SIZE VARIATION



LOSS OF INTENSITY



Group:

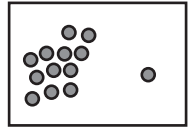
Last name, Name

Date:




In this worksheet you are going to practice two perceptual principles. You need to take a look at the given schemes and definitions and draw your own version of each perceptual principle in its corresponding box.

Proximity: Elements of the image that are closer to each other, are perceived as figure or as a group.



Continuation: The elements that are arranged in the same direction are perceived as one.



Group:	Last name, Name	Date:



In this worksheet you are going to practice two perceptual principles. You need to take a look at the given schemes and draw your own version of each perceptual principle in its corresponding box.

Figure-Background: Among various shapes, it is perceived more easily the one that stands out for its shape, size, position or color. Figure and background can not be perceived simultaneously.



Closure: Figures or shapes with an incomplete outline are completed by our perception provided when the directions of the contours are arranged continuously and in a specific direction.



Group:	Last name, Name	Date:




In this worksheet you must do any drawing of your choice. It can be figurative or abstract. It is always better that you create your own image, but if you don't know what to do you can just copy any drawing you like. You have to copy the main drawing twice, one in each box. And then, using color, textures, different types of paths or strokes and all the visual resources you can think of, you need to have both images expressing or transmitting totally different or even opposite, sensations.

--

--

Group:	Last name, Name	Date:

 laslaminas.es	Worksheet title: 34-VISUAL RESOURCES FOR DIFFERENT SENSATIONS
---	--